

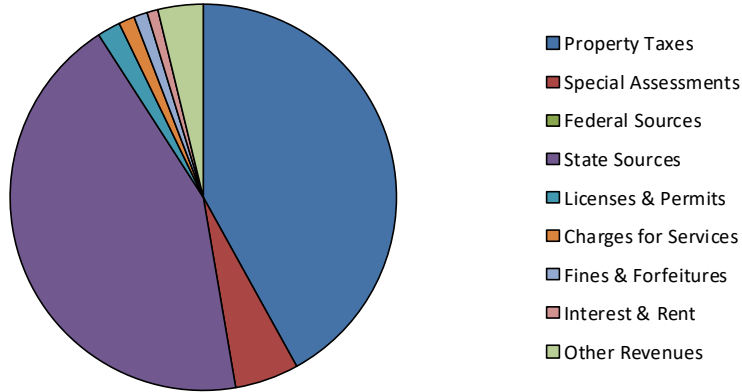
FISCAL YEAR ENDING JUNE 30, 2022

CITIZENS' GUIDE

City of Clio, Michigan

1 Revenues by source - All Governmental Funds

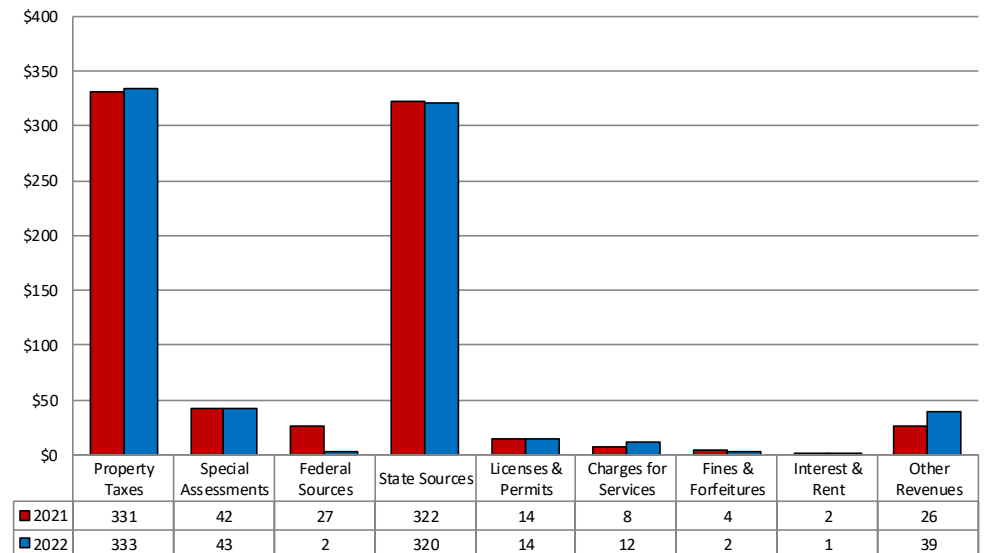
Property Taxes Special Assessments Federal Sources State Sources Licenses & Permits Charges for Services Fines & Forfeitures Interest & Rent Other Revenues



2 Revenue Sources Comparison with Previous Year - All Governmental Funds

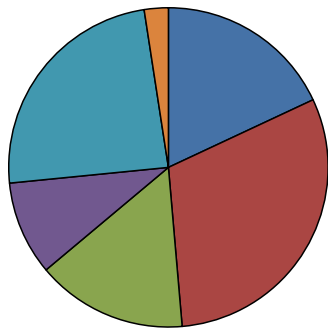
	FY 2021	FY 2022	% Change
Property Taxes	\$ 836,641	\$ 841,949	0.63%
Special Assessments	105,527	107,470	1.84%
Federal Sources	67,155	5,610	-91.65%
State Sources	813,241	808,190	-0.62%
Licenses & Permits	36,602	35,494	-3.03%
Charges for Services	19,519	30,870	58.15%
Fines & Forfeitures	11,324	6,213	-45.13%
Interest & Rent	4,908	1,549	-68.44%
Other Revenues	64,619	99,639	54.19%
Total Revenues	\$ 1,959,536	\$ 1,936,984	-1.15%

3 Revenue Sources Per Capita Comparison to Previous Years - All Governmental Funds



1 Expenditures by source - All Governmental Funds

**General Government, Public Safety Public,
Works Highways, Streets Recreation,
Cultural, and Debt Service**

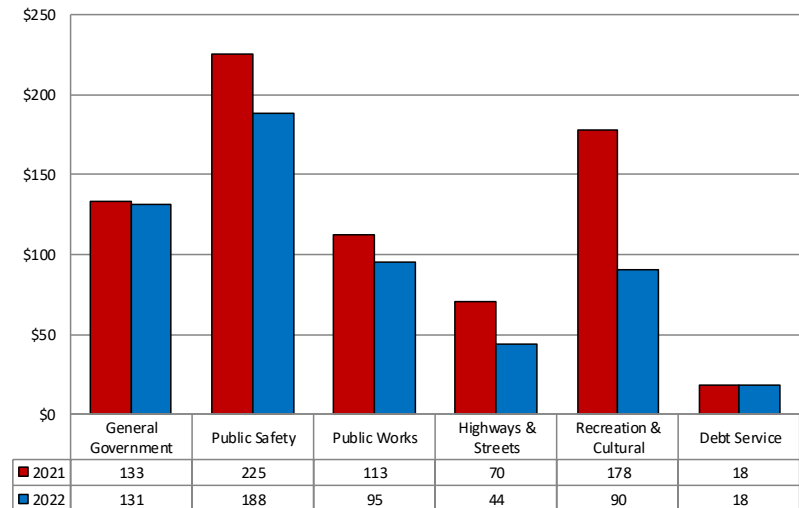


- General Government
- Public Safety
- Public Works
- Highways & Streets
- Recreation & Cultural
- Debt Service

2 Comparison of Expenditures with Previous Year - All Governmental Funds

	FY 2021	FY 2022	% Change
General Government	\$ 335,536	\$ 331,728	-1%
Public Safety	568,911	474,601	-17%
Public Works	284,076	240,747	-15%
Highways & Streets	177,248	109,934	-38%
Recreation & Cultural	448,939	227,419	-49%
Debt Service	45,266	45,266	0%
Total Expenditures	\$ 1,859,976	\$ 1,429,695	-23%

3 Comparison of Per Capita Expenditures to Previous Years - All Governmental Funds



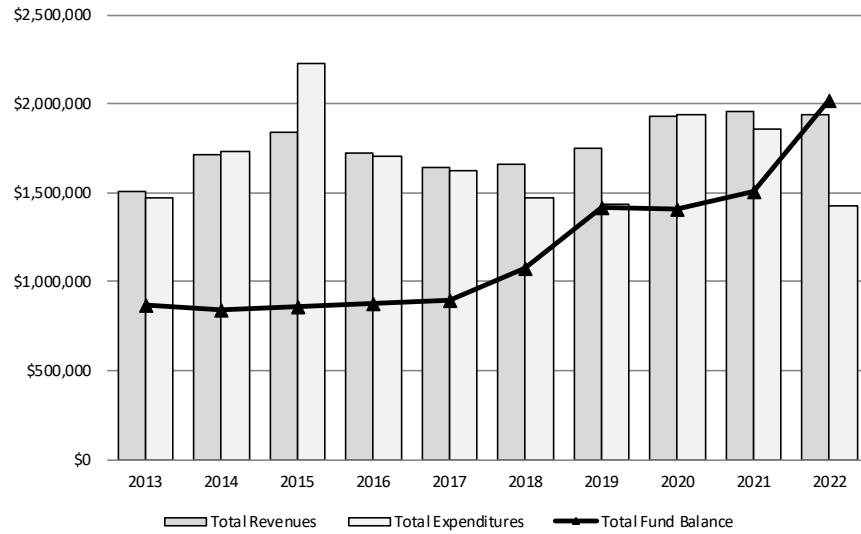
Contact City Administrator Eric Wiederhold at 810.687.5850 for more information on the City of Clio's finances.

Contact City Administrator Eric Wiederhold at 810.686.5850 for more information on the City of Clio's finances.

CITIZENS GUIDE TO LOCAL UNIT FINANCES - City of Clio, Michigan

Local Unit Code - 252010

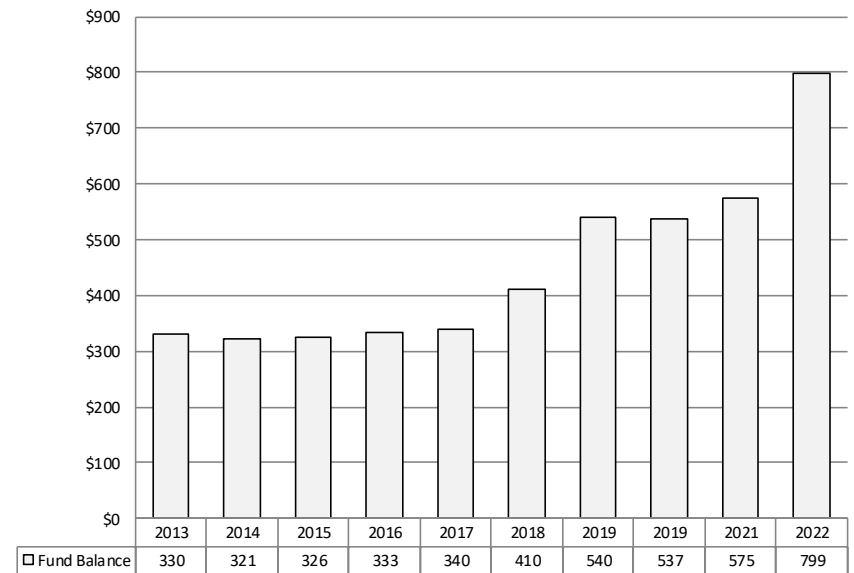
1 Total Revenues, Total Expenditures and Total Fund Balance Trend - All Government Funds



2 Total Revenues, Total Expenditures and Total Fund Balance Compared with Previous Year - All Government Funds

	FY 2021	FY 2022	% Change
Total Revenues	\$ 1,959,536	\$ 1,936,984	98.85%
Total Expenditures	1,859,976	1,429,695	76.87%
Surplus (Shortfall)	<u>\$ 99,560</u>	<u>\$ 507,289</u>	
Total Fund Balance	\$ 1,511,121	\$ 2,018,410	133.57%

3 Total Fund Balance Per Capita Comparison - All Governmental Funds

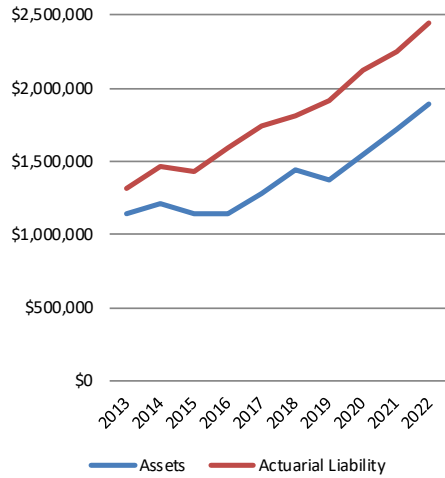


Contact City Administrator Eric Wiederhold at 810.687.5850 for more information on the City of Clio's finances.

CITIZENS GUIDE TO LOCAL UNIT FINANCES - City of Clio, Michigan

Local Unit Code - 252010

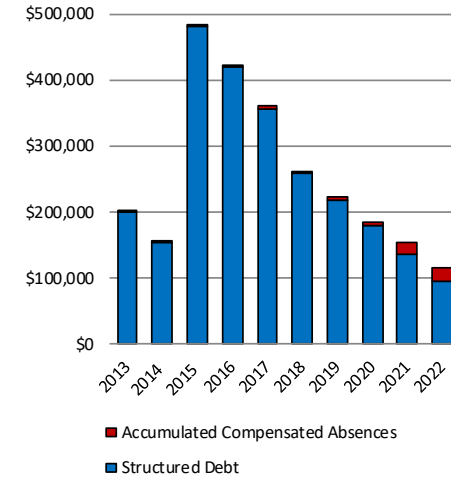
1 Pension Funding



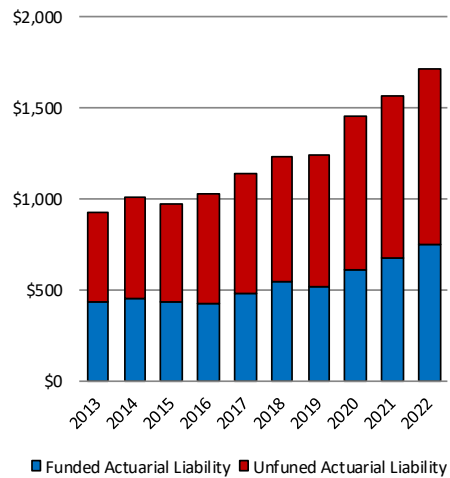
3 Retiree Health Care (OPEB) Funding



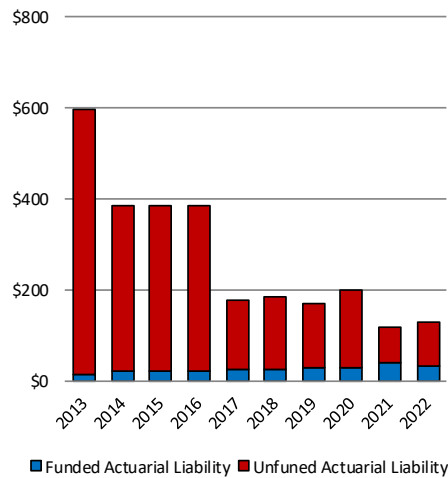
5 Long-term Debt - Governmental



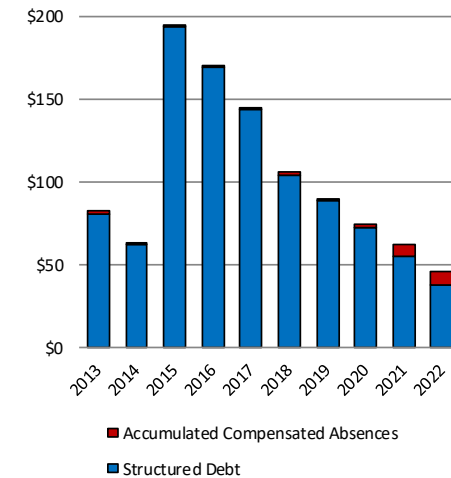
2 Per Capita Pension Liability



4 Per Capita Retiree Health Care (OPEB) Liability



6 Per Capita Long-term Debt - Governmental



Contact City Administrator Eric Wiederhold at 810.687.5850 for more information on the City of Clio's finances.

Contact City Administrator Eric Wiederhold at 810.686.5850 for more information on the City of Clio's finances.

PROJECTED BUDGET REPORT (GENERAL FUND)

Contact City Administrator Eric Wiederhold at 810.686.5850 for more information on the City of Clio's finances.

City of Clio, Michigan
Local Unit Code: 252010
General Fund Budget Review

	Actual FY 2022	Adopted FY 2023	Projected FY 2024	% Change from FY 2023 to FY 2024	Assumptions
Revenues					
Property taxes	\$ 841,949	\$ 848,324	\$ 852,566	0.50%	Anticipate a 0.5% increase. Growth in property tax receipts has been low.
Intergovernmental	319,412	266,662	274,662	3.00%	Anticipate a 3% increase.
Charges for services	30,870	30,870	31,796	3.00%	Anticipate a 3% increase.
Fines and forfeitures	6,213	5,200	5,720	10.00%	Anticipate a 10% increase. Fines and forfeitures have been uncharacteristically low the past few years.
Fees	35,298	36,000	36,360	1.00%	Anticipate a 1% increase. No significant fee increases are anticipated.
Investment income	3,989	17,000	17,680	4.00%	Anticipate a 4% increase.
Other miscellaneous revenue	73,636	76,052	78,334	3.00%	Anticipate a 3% increase.
Total Revenues	\$ 1,311,367	\$ 1,280,108	\$ 1,297,117	1.33%	
Expenditures					
General Government					
Commission	12,491	18,824	\$ 19,389	3.00%	Anticipate a 3% increase.
Office of the Mayor	3,361	3,937	\$ 4,055	3.00%	Anticipate a 3% increase.
Administration	49,027	52,123	\$ 53,687	3.00%	Anticipate a 3% increase.
Treasurer	59,601	65,010	\$ 66,960	3.00%	Anticipate a 3% increase.
Assessing	15,801	16,257	\$ 16,745	3.00%	Anticipate a 3% increase.
Board of Review	1,146	1,131	\$ 1,165	3.00%	Anticipate a 3% increase.
Clerk	70,203	59,815	\$ 61,609	3.00%	Anticipate a 3% increase.
City Hall	65,306	87,607	\$ 90,235	3.00%	Anticipate a 3% increase.
Legal services	33,596	31,650	\$ 32,600	3.00%	Anticipate a 3% increase.
Elections	4,797	3,350	\$ 3,451	3.00%	Anticipate a 3% increase.
Public Safety					
Police	424,167	615,148	\$ 633,602	3.00%	Anticipate a 3% increase.
Fire	45,609	47,818	\$ 49,253	3.00%	Anticipate a 3% increase.
Code Enforcement	4,825	9,288	\$ 9,567	3.00%	Anticipate a 3% increase.
Public Works					
Stormwater drainage	4,639	3,905	\$ 4,022	3.00%	Anticipate a 3% increase.
Street lighting	41,642	46,000	\$ 47,380	3.00%	Anticipate a 3% increase.
Zoning	-	470	\$ -	-100.00%	Anticipate a 3% increase.
Planning	11,131	29,682	\$ 30,572	3.00%	Anticipate a 3% increase.
Public Services	74,455	82,666	\$ 85,146	3.00%	Anticipate a 3% increase.
Recreation & Cultural					
Library	6,866	8,625	\$ 8,884	3.00%	Anticipate a 3% increase.
Parks and Recreation	71,015	56,089	\$ 57,772	3.00%	Anticipate a 3% increase.
Civic Buildings	12,576	11,893	\$ 12,250	3.00%	Anticipate a 3% increase.
Bike Path	21,667	23,366	\$ 24,067	3.00%	Anticipate a 3% increase.
Total Expenditures	1,033,921	1,274,654	1,312,410	2.96%	
Excess of Revenues Over (Under) Expenditures	277,446	5,454	(15,292)	-380.39%	
Other Financing Sources (Uses)					
Transfer-in	-	-	-		
Transfer-out	(130,000)	(150,000)	-	-100.00%	Anticipate a transfer to finance the 2023 Butler Street project_a combined sanitary sewer, water and street project.
Net of Other Financing (Uses) Sources	(130,000)	(150,000)	-	-100.00%	
Net Change in Fund Balance	147,446	(144,546)	(15,292)	-89.42%	
Fund Balance - Beginning	757,406	904,852	760,306	-15.97%	
Fund Balance - Ending	\$ 904,852	\$ 760,306	\$ 745,014	-2.01%	

Contact City Administrator Eric Wiederhold at 810.687.5850 for more information on the City of Clio's finances.

Contact City Administrator Eric Wiederhold at 810.686.5850 for more information on the City of Clio's finances.

DEBT SERVICE REPORT (ALL FUNDS)

Contact City Administrator Eric Wiederhold at 810.686.5850 for more information on the City of Clio's finances.

Local Unit Code: 252010
2014 Installment Purchase Agreement
Amount of Issue: \$400,000

2023	Principal	43,361
	Interest	1,889
2024	Principal	44,456
	Interest	792
2025 and after	Principal	7,510
	Interest	24

Total principal	95,327
Total interest	2,705
Total	\$ 98,032

Note: Payments made through the City's Capital Fund.

Local Unit Code: 252010
2018 A and B Water System Bonds
Amount of Issue: \$1,308,000

2023	Principal	19,000
	Interest	32,267
2024	Principal	20,000
	Interest	38,594
2025 and after	Principal	1,216,000
	Interest	781,671

Total principal	1,255,000
Total interest	852,532
Total	\$ 2,107,532

Note: Payments made through the City's Water Fund.